




Mercuriser-Mercury

SERVICE AND PARTS MANUALS

<p>0001</p>	<p>849</p>	<p>Service Manual Mariner & Mercury Outboards 135,150,175,200,225 90-824052R2 September 1997</p>	
<p>0002</p>	<p>147</p>	<p>The Operation, Maintenance & Warranty Manual HP525 EFI Bravo Sterndrive 90-8M8026035 111 2011</p>	
<p>0003</p>	<p>13</p>	<p>Inspection and Maintenance Schedule 0911 -2_5 to 3_5FS</p>	

0004	18	<h1>Inspection and Maintenance Schedule</h1> <h2>0911-2 Stroke</h2> <h3>10162030</h3>	<p>MAINTENANCE</p> <p>Outboard Care To keep your outboard in the best operating condition, it is important that you outboard receive the periodic inspection and maintenance listed in the Inspection and Maintenance Schedule. We urge you to keep it maintained properly to ensure the safety of you and your passengers and to protect the environment.</p> <p>WARNING Neglected inspection and maintenance service of your outboard or attempting to perform maintenance or repair on your outboard if you are not familiar with the correct service and safety procedures could cause personal injury, death, or product failure.</p> <p>Record maintenance performed in Maintenance Log at the back of this book. Save all maintenance work orders and receipts.</p> <p>SELECTING REPLACEMENT PARTS FOR YOUR OUTBOARD We recommend using original Mercury Precision or Outboarder replacement parts and Genuine Lubricants.</p> <p>WARNING Using a replacement part that is inferior to the original part could result in personal injury, death, or product failure.</p> <p>EPA Regulations All new outboards manufactured by Mercury Marine are certified to the United States Environmental Protection Agency, as conforming to the requirements of the regulations for the control of air pollution from new outboard motors. The outboard is certified on certain adjustments being set to factory standards. For this reason, the factory procedures for setting the product must be strictly followed and whenever adjustments related to the original intent of the design, Maintenance, replacement, or repair of the emission control device and systems may be performed by any marine spark ignition (SI) engine repair establishment or individual.</p> <p>64</p>
------	----	---	--

0005	27	<h1>Inspection and Maintenance Schedule</h1> <h2>0911-4 Cylinder Verado</h2>	<p>MAINTENANCE</p> <p>Outboard Care To keep your outboard in the best operating condition, it is important that you outboard receive the periodic inspection and maintenance listed in the Inspection and Maintenance Schedule. We urge you to keep it maintained properly to ensure the safety of you and your passengers and to protect the environment.</p> <p>WARNING Neglected inspection and maintenance service of your outboard or attempting to perform maintenance or repair on your outboard if you are not familiar with the correct service and safety procedures could cause personal injury, death, or product failure.</p> <p>Record maintenance performed in the Maintenance Log at the back of this book. Save all maintenance work orders and receipts.</p> <p>SELECTING REPLACEMENT PARTS FOR YOUR OUTBOARD We recommend using original Mercury Precision or Outboarder replacement parts and Genuine Lubricants.</p> <p>WARNING Using a replacement part that is inferior to the original part could result in personal injury, death, or product failure.</p> <p>EPA Regulations All new outboards manufactured by Mercury Marine are certified to the United States Environmental Protection Agency, as conforming to the requirements of the regulations for the control of air pollution from new outboard motors. The outboard is certified on certain adjustments being set to factory standards. For this reason, the factory procedures for setting the product must be strictly followed and whenever adjustments related to the original intent of the design, Maintenance, replacement, or repair of the emission control device and systems may be performed by any marine spark ignition (SI) engine repair establishment or individual.</p> <p>77</p>
------	----	--	--

0006	14	<h1>Inspection and Maintenance Schedule</h1> <h2>0911 – 4 to 6FS</h2>	<p>MAINTENANCE</p> <p>Outboard Care To keep your outboard in the best operating condition, it is important that you outboard receive the periodic inspection and maintenance listed in the Inspection and Maintenance Schedule. We urge you to keep it maintained properly to ensure the safety of you and your passengers, and to protect the environment.</p> <p>WARNING Neglected inspection and maintenance service of your outboard or attempting to perform maintenance or repair on your outboard if you are not familiar with the correct service and safety procedures could cause personal injury, death, or product failure.</p> <p>Record maintenance performed in Maintenance Log at the back of this book. Save all maintenance work orders and receipts.</p> <p>SELECTING REPLACEMENT PARTS FOR YOUR OUTBOARD We recommend using original Mercury Precision or Outboarder replacement parts and Genuine Lubricants.</p> <p>WARNING Using a replacement part that is inferior to the original part could result in personal injury, death, or product failure.</p> <p>EPA Emissions Regulations All new outboards manufactured by Mercury Marine are certified to the United States Environmental Protection Agency, as conforming to the requirements of the regulations for the control of air pollution from new outboard motors. The outboard is certified on certain adjustments set to factory standards. For this reason, the factory procedures for setting the product must be strictly followed and whenever adjustments related to the original intent of the design, Maintenance, replacement, or repair of the emission control device and systems may be performed by any marine spark ignition (SI) engine repair establishment or individual.</p> <p>47</p>
------	----	---	---

0007	25	<h1>Inspection and Maintenance Schedule</h1> <h2>0911-6 Cylinder Verado</h2>	<p>MAINTENANCE</p> <p>Outboard Care To keep your outboard in the best operating condition, it is important that you outboard receive the periodic inspection and maintenance listed in the Inspection and Maintenance Schedule. We urge you to keep it maintained properly to ensure the safety of you and your passengers, and to protect the environment.</p> <p>WARNING Neglected inspection and maintenance service of your outboard or attempting to perform maintenance or repair on your outboard if you are not familiar with the correct service and safety procedures could cause personal injury, death, or product failure.</p> <p>Record maintenance performed in the Maintenance Log at the back of this book. Save all maintenance work orders and receipts.</p> <p>SELECTING REPLACEMENT PARTS FOR YOUR OUTBOARD We recommend using original Mercury Precision or Outboarder replacement parts and Genuine Lubricants.</p> <p>WARNING Using a replacement part that is inferior to the original part could result in personal injury, death, or product failure.</p> <p>EPA Regulations All new outboards manufactured by Mercury Marine are certified to the United States Environmental Protection Agency, as conforming to the requirements of the regulations for the control of air pollution from new outboard motors. The outboard is certified on certain adjustments being set to factory standards. For this reason, the factory procedures for setting the product must be strictly followed and whenever adjustments related to the original intent of the design, Maintenance, replacement, or repair of the emission control device and systems may be performed by any marine spark ignition (SI) engine repair establishment or individual.</p> <p>76</p>
------	----	--	---


0008	20	<h2 style="text-align: center;">Inspection and Maintenance Schedule</h2> <h3 style="text-align: center;">0911-8 to 9_9FS</h3>	<p style="text-align: center;">MAINTENANCE</p> <p>Outboard Care To keep your outboard in the best operating condition, it is important that you outboard receive the periodic inspection and maintenance listed in the Inspection and Maintenance Schedule. We urge you to have it maintained properly to ensure the safety of you, your passengers, and retain its dependability.</p> <p style="text-align: center;">WARNING</p> <p>Neglected inspection and maintenance service of your outboard or attempting to perform maintenance or repair on your outboard if you are not familiar with the correct service and safety procedures could cause personal injury, death, or product failure.</p> <p>Record maintenance performed in Maintenance Log at the back of this book. Save all maintenance work orders and receipts.</p> <p>SELECTING REPLACEMENT PARTS FOR YOUR OUTBOARD We recommend using original Mercury Parts or Qualitative replacement parts of Genuine Liberator.</p> <p style="text-align: center;">WARNING</p> <p>Using a replacement part that is inferior to the original part could result in personal injury, death, or product failure.</p> <p>EPA Regulations All new outboards manufactured by Mercury Marine are certified to the United States Environmental Protection Agency, as conforming to the requirements of the regulations for the control of air pollution from new outboard motors. The outboard is designed or certain adjustments set to factory standards. For this reason, the factory procedure for servicing the product must be strictly followed and, whenever practicable, related to the original intent of the design. Maintenance, replacement, or repair of the emission control devices and systems may be performed by any marine spark ignition (SI) engine repair establishment or individual.</p> <p style="text-align: right;">76</p>
------	----	---	---


0009	23	<h2 style="text-align: center;">Inspection and Maintenance Schedule</h2> <h3 style="text-align: center;">0911-15 FS</h3>	<p style="text-align: center;">MAINTENANCE</p> <p>Outboard Care To keep your outboard in the best operating condition, it is important that you outboard receive the periodic inspection and maintenance listed in the Inspection and Maintenance Schedule. We urge you to have it maintained properly to ensure the safety of you, your passengers, and retain its dependability.</p> <p style="text-align: center;">WARNING</p> <p>Neglected inspection and maintenance service of your outboard or attempting to perform maintenance or repair on your outboard if you are not familiar with the correct service and safety procedures could cause personal injury, death, or product failure.</p> <p>Record maintenance performed in Maintenance Log at the back of this book. Save all maintenance work orders and receipts.</p> <p>SELECTING REPLACEMENT PARTS FOR YOUR OUTBOARD We recommend using original Mercury Parts or Qualitative replacement parts of Genuine Liberator.</p> <p style="text-align: center;">WARNING</p> <p>Using a replacement part that is inferior to the original part could result in personal injury, death, or product failure.</p> <p>EPA Emissions Regulations All new outboards manufactured by Mercury Marine are certified to the United States Environmental Protection Agency, as conforming to the requirements of the regulations for the control of air pollution from new outboard motors. The outboard is designed or certain adjustments set to factory standards. For this reason, the factory procedure for servicing the product must be strictly followed and, whenever practicable, related to the original intent of the design. Maintenance, replacement, or repair of the emission control devices and systems may be performed by any marine spark ignition (SI) engine repair establishment or individual.</p> <p style="text-align: right;">61</p>
------	----	--	---

0010	22	<h2 style="text-align: center;">Inspection and Maintenance Schedule</h2> <h3 style="text-align: center;">0911-25 to 30 EFIFS</h3>	<p style="text-align: center;">MAINTENANCE</p> <p>Outboard Care To keep your outboard in the best operating condition, it is important that you outboard receive the periodic inspection and maintenance listed in the Inspection and Maintenance Schedule. We urge you to have it maintained properly to ensure the safety of you, your passengers, and retain its dependability.</p> <p style="text-align: center;">WARNING</p> <p>Neglected inspection and maintenance service of your outboard or attempting to perform maintenance or repair on your outboard if you are not familiar with the correct service and safety procedures could cause personal injury, death, or product failure.</p> <p>Record maintenance performed in Maintenance Log at the back of this book. Save all maintenance work orders and receipts.</p> <p>SELECTING REPLACEMENT PARTS FOR YOUR OUTBOARD We recommend using original Mercury Parts or Qualitative replacement parts of Genuine Liberator.</p> <p style="text-align: center;">WARNING</p> <p>Using a replacement part that is inferior to the original part could result in personal injury, death, or product failure.</p> <p>EPA Emissions Regulations All new outboards manufactured by Mercury Marine are certified to the United States Environmental Protection Agency, as conforming to the requirements of the regulations for the control of air pollution from new outboard motors. The outboard is designed or certain adjustments set to factory standards. For this reason, the factory procedure for servicing the product must be strictly followed and, whenever practicable, related to the original intent of the design. Maintenance, replacement, or repair of the emission control devices and systems may be performed by any marine spark ignition (SI) engine repair establishment or individual.</p> <p style="text-align: right;">75</p>
------	----	---	---

0011	27	<h2 style="text-align: center;">Inspection and Maintenance Schedule</h2> <h3 style="text-align: center;">0911-40 to 60 FS</h3>	<p style="text-align: center;">MAINTENANCE</p> <p>Outboard Care To keep your outboard in the best operating condition, it is important that you outboard receive the periodic inspection and maintenance listed in the Inspection and Maintenance Schedule. We urge you to have it maintained properly to ensure the safety of you, your passengers, and retain its dependability.</p> <p style="text-align: center;">WARNING</p> <p>Neglected inspection and maintenance service of your outboard or attempting to perform maintenance or repair on your outboard if you are not familiar with the correct service and safety procedures could cause personal injury, death, or product failure.</p> <p>Record maintenance performed in Maintenance Log at the back of this book. Save all maintenance work orders and receipts.</p> <p>SELECTING REPLACEMENT PARTS FOR YOUR OUTBOARD We recommend using original Mercury Parts or Qualitative replacement parts of Genuine Liberator.</p> <p style="text-align: center;">WARNING</p> <p>Using a replacement part that is inferior to the original part could result in personal injury, death, or product failure.</p> <p>EPA Emissions Regulations All new outboards manufactured by Mercury Marine are certified to the United States Environmental Protection Agency, as conforming to the requirements of the regulations for the control of air pollution from new outboard motors. The outboard is designed or certain adjustments set to factory standards. For this reason, the factory procedure for servicing the product must be strictly followed and, whenever practicable, related to the original intent of the design. Maintenance, replacement, or repair of the emission control devices and systems may be performed by any marine spark ignition (SI) engine repair establishment or individual.</p> <p style="text-align: right;">65</p>
------	----	--	---


0012	21	Inspection and Maintenance Schedule 0911-75 to 115FS	<p style="text-align: center;">MAINTENANCE</p> <p>Outboard Care To keep your outboard in the best operating condition, it is important that your outboard receive the best maintenance and care. Refer to the Inspection and Maintenance Schedule. We urge you to keep it maintained properly to ensure the safety of you and your passengers, and retain its operability.</p> <p>WARNING Neglected inspection and maintenance service of your outboard or attempting to perform maintenance or repair on your outboard if you are not familiar with the correct service and safety procedures could cause personal injury, death, or product failure.</p> <p>Periodic maintenance performed in Maintenance Log at the back of this book. Save all maintenance work orders and receipts.</p> <p>SELECTING REPLACEMENT PARTS FOR YOUR OUTBOARD We recommend using original Mercury, Precision or Quicksilver replacement parts and Service Locations.</p> <p>WARNING Using a replacement part that is inferior to the original part could result in personal injury, death, or product failure.</p> <p>EPA Emissions Regulations All new outboards manufactured by Mercury Marine are certified to the United States Environmental Protection Agency, in compliance to the requirements of the regulations for the control of air pollution from new outboard motors. The outboard is designed or certified to conform to the factory standards. For this reason, the factory procedure for servicing this product must be strictly followed and, whenever practicable, related to the original intent of the design. Maintenance, replacement, or repair of the emission control devices and components to be performed by any marine work (non (S) engine repair establishment or individual.</p> <p style="text-align: right;">55</p>
------	----	---	---


0013	137	Gasoline engine sterndrive models installation manual 3.0L,4.3L,5.0L,5.7L 90-860172011 November 2001	
------	-----	---	---

0014	137	Service Manual Mercury & Mercruiser ECM 555 Diagnostics 4.3L,5.0L,350,6.2 MPI	
------	-----	--	--


0015	94	Operation and Maintenance Manual 10/15 Sea Pro/Marathon- 6/8/9/10/15 HP 90-10142050 304 2004	<p>Welcome Aboard! Proper care and maintenance is an important part in keeping your Mercury outboard operating at peak efficiency for maximum performance and economy. The inspection and Maintenance Card in your key to trouble-free fun. Refer to your Operation and Maintenance Manual for full details of your warranty coverage.</p> <p>Details of your motor's dealer can be found on www.mercury-marine.com where you can find all contact information and dealers.</p> <p>Is your engine properly registered for warranty purposes? Please check on www.mercury-marine.com. If necessary, please contact your local dealer.</p> <p>If the outboard motor's serial number plate contains the CE mark in the lower left-hand corner, the following statement applies: This outboard motor complies with Mercury Marine, Ford as LAC, EC, USA, or Marine Fuel Engine the CE marking on the outboard, design complies with the requirements of the following directives and standards, as amended:</p> <p>Recreational Craft Directive: 94/25/EC, 95/50/EC, 95/11/EC Electromy Compatibility: 89/331/EEC EMC Directive: 89/331/EEC and EN50081-1, SAE J2951 (CISPR 14B), CE, EN 50081-1, CE 89/331/EEC, CE, EN 50081-1, CE 89/331/EEC, CE, EN 50081-1</p> <p><i>Perkins</i></p> <p>Patrick C. Harnsey President, Mercury Marine, Ford as LAC, WI USA European Regulations Contact: Product Development Engineering Department, Mercury Marine, Ford as LAC, WI USA</p> <p style="text-align: right;">10115 Sea Pro/Marathon- 6/8/9/10/15 HP 90-10142050 304 ©2004 Mercury Marine</p>
------	----	---	---


0016	164	<p>The Operation, Maintenance and Warranty Manual</p> <p>150 Four Stroke</p> <p>90-8M0078339-113</p> <p>2013</p>	<p>Declaration of Conformity - For Recreational Craft Population Engines with the Requirements of Directive 2004/42/EC as amended by Directive 2005/40/EC</p> <p>Name of engine manufacturer: Mercury Marine Address: 16022 W. Pioneer Road, P.O. Box 1029 Troy, Michigan, MI, Post Code: 48068-1029 Country: USA</p> <p>Name of Authorized Representative, European Union: EMEA Inc. Address: Four Corners Industrial Estate, Tipton, West Midlands, Post Code: B26 3JQ Country: England</p> <p>Name of notified body for exhaust emission assessment: Del Norte Veritas AS Address: Verneven 1 Type: 1000 Post Code: 2222 Country: Norway ID Number: 0270</p> <p>Name of notified body for noise emission assessment: Del Norte Veritas AS Address: Verneven 1 Type: 1000 Post Code: 2222 Country: Norway ID Number: 0270</p> <p>Compliance assessment results used for exhaust emissions: <input type="checkbox"/> CE <input type="checkbox"/> UE <input type="checkbox"/> LF <input type="checkbox"/> G <input type="checkbox"/> R <input type="checkbox"/> H</p> <p>Compliance assessment results used for noise emissions: <input type="checkbox"/> A <input type="checkbox"/> B <input type="checkbox"/> C <input type="checkbox"/> D <input type="checkbox"/> E <input type="checkbox"/> F</p> <p>Other Conformity Directives applied: Safety of Machinery Directive <input type="checkbox"/> EMC Directive <input type="checkbox"/> Electromagnetic Compatibility Directive</p> <p>Description of Engines and Essential Requirements</p> <p>Engine Type: <input type="checkbox"/> Outboard engine <input type="checkbox"/> Inboard engine <input type="checkbox"/> Diesel engine</p>
------	-----	--	--


0017	74	<p>Operation, Maintenance Manual</p> <p>Gasoline Engines-Inboard Models</p> <p>90-860174001 700</p> <p>2000</p>	
------	----	---	--


0018	181	<p>Operation, Maintenance Manual</p> <p>Gasoline Engines-Inboard Models</p> <p>90-860168003 201</p> <p>2001</p>	
------	-----	---	---

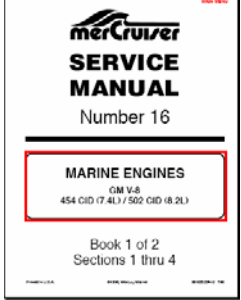

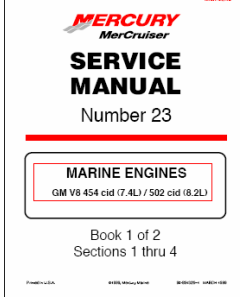
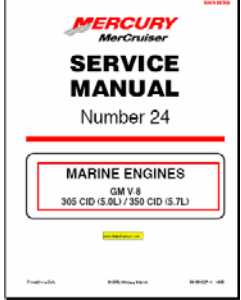
0019	56	<p>The Operation, Maintenance and Warranty Manual</p> <p>150 Four Stroke Model 10,15</p> <p>90-10142030 102</p> <p>2002</p>	<p>If the outboard motor's serial number does not match the CE mark on the box or label on the motor, the following statement applies: This outboard motor manufactured by Mercury Marine, Four Corners, Troy, Michigan, USA or Marine Power Europe S.p.A. Pavia, Italy, does not conform to Part B of the 2004/42/EC Directive as amended by Directive 2005/40/EC and does not comply with the requirements of the following directives and standards, as amended:</p> <p>Recreational Craft Directive: 2002/42/EC, 2002/95/EC, 2006/42/EC Machinery Directive: 2006/42/EC EMC Directive: 2004/108/EC and EN50081-1, EN50082-1 PPE Directive: 2002/95/EC (RoHS) EN ISO 9001:2000 ISO 9000:2000</p> <p>President, Mercury Marine, Troy, MI, USA European Representative Contact: Product Development Engineering Department, Mercury Marine, Troy, Michigan, MI, USA</p> <p>EPA Emissions Regulations Outboards manufactured by Mercury Marine in the United States are certified to the United States Environmental Protection Agency as conforming to the requirements of the regulations for this control of air pollution from new outboard motors. This certification is contingent on certain requirements being met to factory standards. For this reason, the factory procedure for servicing the product must be strictly followed. Also, whenever practicable, repairs to the original intent of the design, maintenance, replacement, or repair of the emission control devices and systems may be performed by any marine engine repair establishment or individual. Engines are marked with an Emission Control Information decal as permanent evidence of EPA certification.</p> <p>WARNING The engine exhaust from this product contains chemicals known to the state of California to cause cancer, birth defects or other reproductive harm.</p>
------	----	---	---

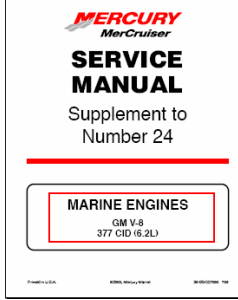
0020	274	Service Manual Number 8 Mercury Marine 4 Cylinder 90-44553 2-1293 1993	 <p>The cover features the merCruiser logo at the top, followed by 'SERVICE MANUAL' and 'Number 8'. A central box contains the text 'MARINE ENGINES Mercury Marine 4 Cylinder'.</p>
------	-----	---	--

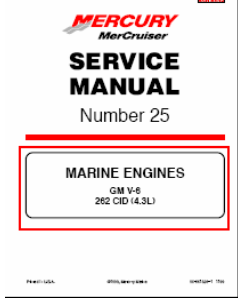
0021	596	Service Manual Number 11 Mercuriser Bravo Sterndrives 90-17431-4 March 1998	 <p>The cover features the merCruiser logo at the top, followed by 'SERVICE MANUAL' and 'Number 11'. A central box contains the text 'Bravo Sterndrives'.</p>
------	-----	--	--

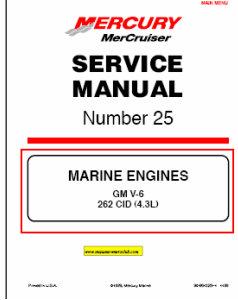
0022	348	Service Manual Number 13 Mercuriser GM 4 Cylinder 90-816462 2-695 1995	 <p>The cover features the merCruiser logo at the top, followed by 'SERVICE MANUAL' and 'Number 13'. A central box contains the text 'MARINE ENGINES GM 4 Cylinder'.</p>
------	-----	---	--

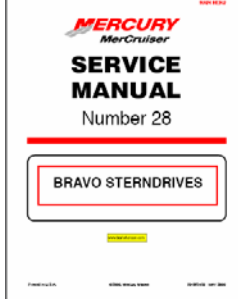
0023	673	Service Manual Number 14 Mercuriser Sterndrive Units Alpha One Generation II 90-818177-3 April 2001	 <p>The cover features the MERCURY merCruiser logo at the top, followed by 'SERVICE MANUAL' and 'Number 14'. A central box contains the text 'Sterndrive Units Alpha One Generation II'.</p>
------	-----	--	---

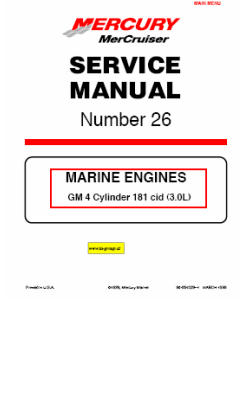
<p>0024</p>	<p>930</p>	<p>Service Manual Number 16 Mercuriser Marine Engines GM V8,454 CID(7.4L)/502 CID (8.2L) 90-823224-2 796 1996</p>	
<p>0025</p>	<p>638</p>	<p>Service Manual Number 18 Mercuriser Marine Engines GM V-6 262 CID (4.3L) 90-823226-1 996 1996</p>	
<p>0026</p>	<p>102 7</p>	<p>Service Manual Number 23 Mercuriser Marine Engines GM V-8 454 CID (7.4L)/502 CID (8.2L) 90-861326-1 March 1999</p>	
<p>0027</p>	<p>895</p>	<p>Service Manual Number 24 Mercuriser Marine Engines GM V-8 305 CID (5.0L)/350 CID (5.7L) 90-861327-1 1099 March 1999</p>	

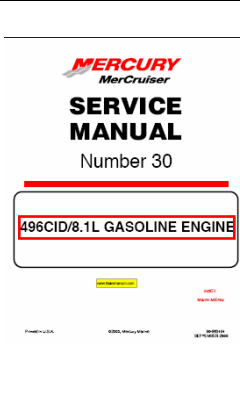
0028	211	<p>Service Manual Supplement to Number 24 Mercuriser Marine Engines GM V-8 377 CID (6.2L) 90-861327000 700 2000</p>	 <p>The cover features the Mercury MerCruiser logo at the top, followed by 'SERVICE MANUAL' and 'Supplement to Number 24'. A red-bordered box highlights 'MARINE ENGINES GM V-8 377 CID (6.2L)'. At the bottom, it lists 'FORD/USA', 'MILWAUKEE', and 'MERCURY'.</p>
------	-----	--	---


0029	791	<p>Service Manual Number 25 Mercuriser Marine Engines GM V-6 262 CID (4.3L) 90-861328-1 1199 1999</p>	 <p>The cover features the Mercury MerCruiser logo at the top, followed by 'SERVICE MANUAL' and 'Number 25'. A red-bordered box highlights 'MARINE ENGINES GM V-6 262 CID (4.3L)'. At the bottom, it lists 'FORD/USA', 'MILWAUKEE', and 'MERCURY'.</p>
------	-----	--	---

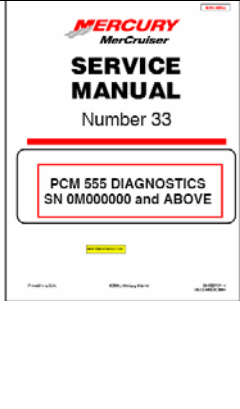
0030	225	<p>Service Manual Supplement to Number 25 Mercuriser Marine Engines GM V-6 262 CID (4.3L) 90-861328-1 1199 1999</p>	 <p>The cover features the Mercury MerCruiser logo at the top, followed by 'SERVICE MANUAL' and 'Number 25'. A red-bordered box highlights 'MARINE ENGINES GM V-6 262 CID (4.3L)'. At the bottom, it lists 'FORD/USA', 'MILWAUKEE', and 'MERCURY'.</p>
------	-----	--	---

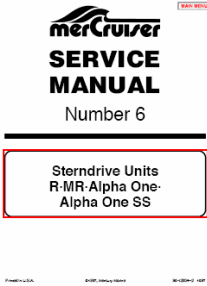
0031	596	<p>Service Manual Number 28 Mercuriser Marine Engines Bravo Sterndrives 90-863160 May 2000</p>	 <p>The cover features the Mercury MerCruiser logo at the top, followed by 'SERVICE MANUAL' and 'Number 28'. A red-bordered box highlights 'BRAVO STERNDRIVES'. At the bottom, it lists 'FORD/USA', 'MILWAUKEE', and 'MERCURY'.</p>
------	-----	---	--

0032	422	Service Manual Number 30 Mercuriser Marine Engines GM 4 Cylinder 181 CID (3.0L) 90-861329-1 March 1999	 <p>The cover features the Mercury MerCruiser logo at the top, followed by 'SERVICE MANUAL' and 'Number 26'. A red-bordered box in the center contains the text 'MARINE ENGINES GM 4 Cylinder 181 cid (3.0L)'. At the bottom, it lists 'POWER USA', 'MERCURY MARINE', and 'MERCURY MARINE'.</p>
------	-----	---	--

0033	355	Service Manual Number 30 Mercuriser Marine Engines 496 CID/8.1L Gasoline Engine 90-863161 September 2000	 <p>The cover features the Mercury MerCruiser logo at the top, followed by 'SERVICE MANUAL' and 'Number 30'. A red-bordered box in the center contains the text '496CID/8.1L GASOLINE ENGINE'. At the bottom, it lists 'POWER USA', 'MERCURY MARINE', and 'MERCURY MARINE'.</p>
------	-----	---	---

0034	636	Service Manual Number 31 Mercuriser Marine Engines 5.0L/5.7L/6.2L MPI Gasoline Engine 90-863161 September 2000	 <p>The cover features the Mercury MerCruiser logo at the top, followed by 'SERVICE MANUAL' and 'Number 31'. A red-bordered box in the center contains the text '5.0L/5.7L/6.2L MPI GASOLINE ENGINE'. At the bottom, it lists 'POWER USA', 'MERCURY MARINE', and 'MERCURY MARINE'.</p>
------	-----	---	---

0035	89	Service Manual Number 33 Mercuriser Marine Engines PCM 555 DIAGNOSTICS SN 0M000000 and ABOVE 90-863757 December 2001	 <p>The cover features the Mercury MerCruiser logo at the top, followed by 'SERVICE MANUAL' and 'Number 33'. A red-bordered box in the center contains the text 'PCM 555 DIAGNOSTICS SN 0M000000 and ABOVE'. At the bottom, it lists 'POWER USA', 'MERCURY MARINE', and 'MERCURY MARINE'.</p>
------	----	---	--

0036	316	Service Manual Number 6 Mercuriser Sterndrive Units R-MR- Alpha One-Alpha One SS 90-12934-2 1097 1997	 <p>The image shows the cover of a MerCruiser service manual. At the top right, there is a small red box with the text 'SAFETY'. Below it is the MerCruiser logo, followed by the words 'SERVICE MANUAL' in large, bold, black letters. Underneath that, it says 'Number 6'. A red-bordered box in the center contains the text 'Sterndrive Units R-MR-Alpha One-Alpha One SS'. At the bottom of the cover, there are three small, faint lines of text: 'POWER-SEA', 'EPP-1000/1000', and 'MERCURY-OUT'.</p>
-------------	------------	--	---